

AMC Vuurevaart SP Coupon Certificate EUR

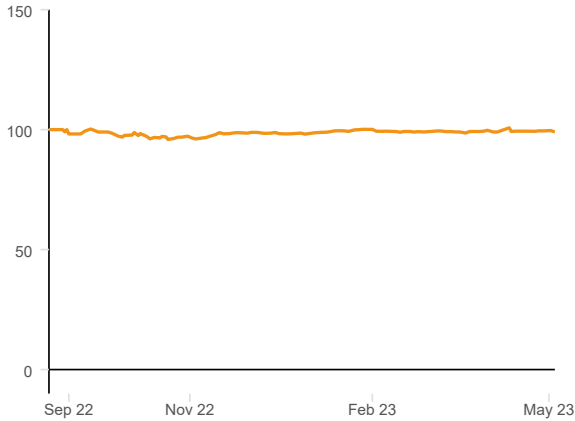
2023-05-04 | NAV : 99.01 | DE000A3G0ST7



PRODUCT DESCRIPTION

The objective of the strategy is to invest in a portfolio of structured products. The portfolio should be diversified in terms of credit risk and in terms of structured products with equity indices as underlying. The goal is to achieve a guaranteed return of at least 3.00% per year while managing risk.

PERFORMANCE & CHARACTERISTICS SUMMARY



Issuer	Opus-Chartered Issuances SA
ISIN	DE000A3G0ST7
Currency	EUR
Issue Date	22.08.2022
Maturity Date	Open-end
Number of holdings	4
Certificates Positions	5'794

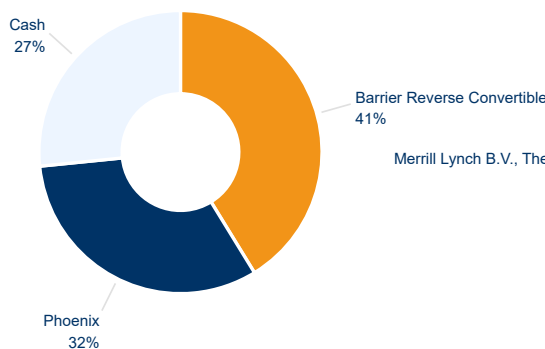
Perf.	Since Inception	1 month	YTD	Volatility	Sharpe Ratio	Max Gain	Max Drawdown
AMC	-0.99%	0.00%	0.41%	7.18%	-0.20	5.07%	-4.72%

MONTHLY PERFORMANCE

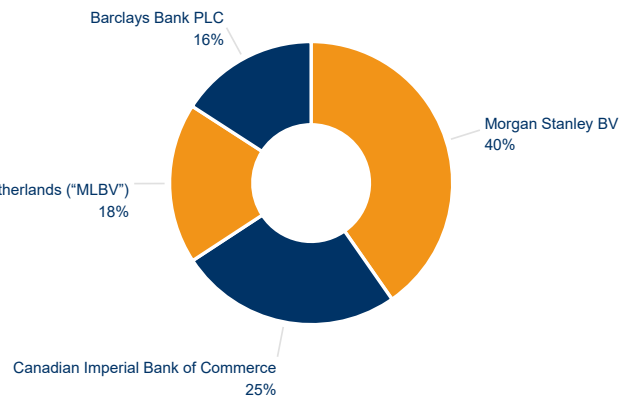
Year	Jan	Feb	Mar	Apr	May	Jun	Jul	Aug	Sep	Oct	Nov	Dec	YoY
2023	+1.42%	-0.88%	+0.59%	-0.25%	-0.45%	-	-	-	-	-	-	-	+0.41%
2022	-	-	-	-	-	-	-	+0.00%	-2.28%	-0.47%	+1.31%	+0.08%	-1.39%

PORTFOLIO OVERVIEW

Allocation



Issuers Breakdown



BEST/WORST PERFORMERS

Name	Performance	Weight	Name	Performance	Weight
Autocall BRC WO on S&P 500, SX5E 3.8% p.a. - 1.5 Year	+3.81%	29.60%	Phoenix Memory Linked to SPX, SX5E 5.20% p.a EUR 3Y	-1.16%	18.69%
Phoenix Memory Worst-Of SX5E EEM US 5.30% p.a. EUR - 18 months	-0.23%	13.48%	Reverse Convertible on SPX and NKY 5.06% p.a. EUR 18M	-0.25%	11.65%

Sources : Kepler Cheuvreux Solutions and Lexifi. | The valuation of the relevant financial instruments provided herein is for information purposes only: there is no assurance that a transaction will be entered into on any such indicative terms. | This document is neither an offer to sell nor a solicitation to buy, hold or sell securities or other financial instruments and cannot be used for promotional or marketing purposes. | The figures relating to past performances refer or relate to past periods and are not a reliable indicator of future results. | The accuracy, completeness, and relevance of the information from external sources are not guaranteed, although it has been obtained from reasonably reliable sources. Kepler Cheuvreux is not responsible for this information. | This document has not been prepared by the issuer or any of its affiliates.

AMC Vuurenvaart SP Coupon Certificate EUR

2023-05-04 | NAV : 99.01 | DE000A3G0ST7



Name	Performance	Weight	Name	Performance	Weight
Reverse Convertible on SPX and NKY 5.06% p.a. EUR 18M	-0.25%	11.65%	Phoenix Memory Worst-Of SX5E EEM US 5.30% p.a. EUR - 18 months	-0.23%	13.48%

EQUITIES, ETFs & MUTUAL FUNDS

Currency	Weight	Quantity
Cash	26.59%	1'525'757

STRUCTURED PRODUCTS

Isin	Name	Issuer	Underlying	Weight	Date-Distance Barrier	Date-Distance Autocall/Lock-in	Potential Performance	Price	Average Buy Price Local	Performance Since Purchase
XS2575537100	Phoenix Memory Worst-Of SX5E EEM US 5.30% p.a. EUR - 18 months	Merrill Lynch B.V. The Netherlands ("MLBV")	iShares MSCI Emerging Markets ETF, EURO_STOXX_Banks_Price_EUR	13.48%	2024-09-17 +42.27% 58.19	2023-06-19 +2.27% 96.99	+1.30%	99.77	100.00	-0.23%
XS2428925262	Reverse Convertible on SPX and NKY 5.06% p.a. EUR 18M	Barclays Bank PLC	Nikkei 225 Index, S&P 500 Index	11.65%	2024-03-22 +48.02% 2254.79	2023-06-22 +13.02% 3570.09	+1.30%	99.75	100.00	-0.25%
XS2613656854	Phoenix Memory Linked to SPX, SX5E 5.20% p.a. EUR 3Y	Canadian Imperial Bank of Commerce	S&P 500 Index, Euro Stoxx 50 Index	18.69%	2026-04-13 +43.92% 2383.72	2023-10-12 -1.08% -	+1.30%	98.84	100.00	-1.16%
XS2424745383	Autocall BRC WO on S&P 500, SX5E 3.8% p.a. - 1.5 Year	Morgan Stanley BV	S&P 500 Index, Euro Stoxx 50 Index	29.6%	2023-08-01 +29.28% 2727.92	2023-08-01 -10.72% 4546.54	+1.00%	98.67	95.05	+3.81%